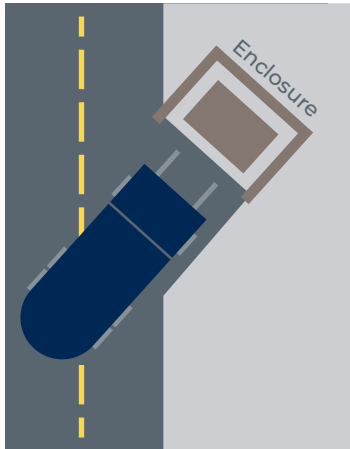
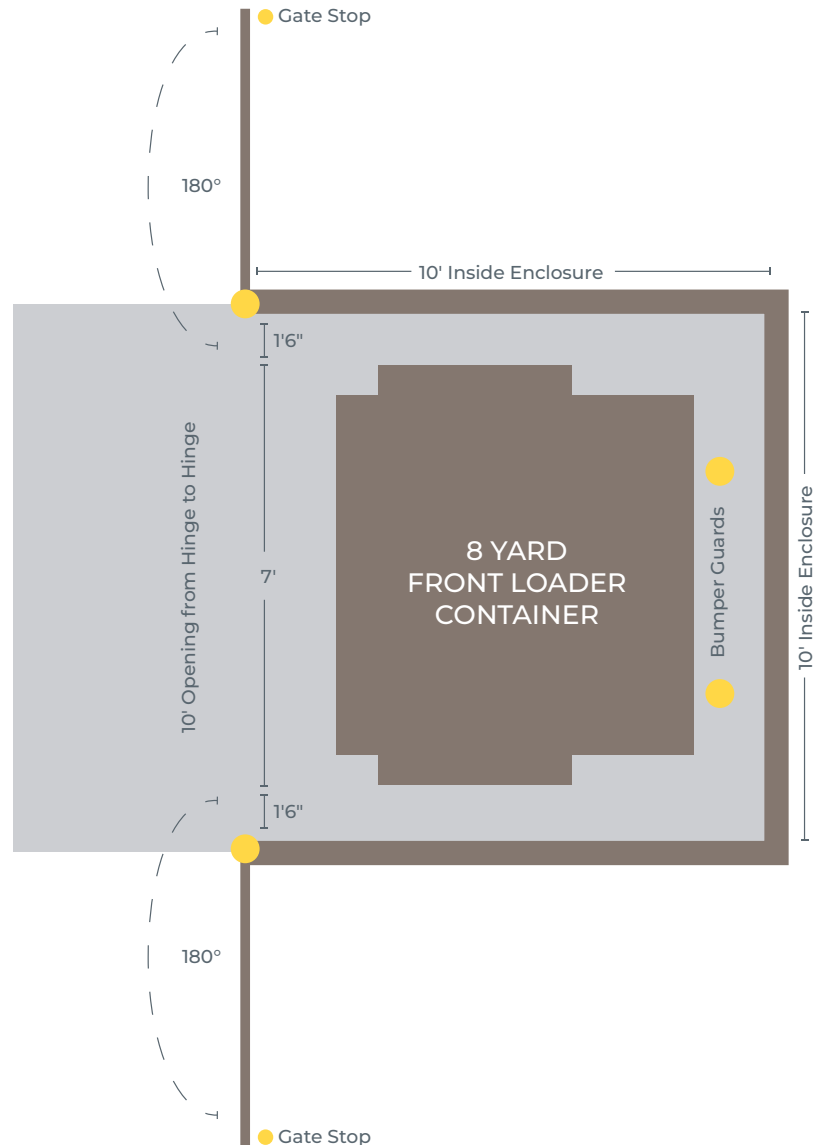



DIRECT ACCESS



NON-DIRECT ACCESS



Gate Opening – Not all containers have wheels, so the truck will need room to drive into the enclosure and dump your container. Gate openings should have a minimum of a 10 foot opening; and hinges on the *outside* of the wall.

Gate Stops – Please be sure to install gate stops to hold gates open when we dump the container!

Depth of Enclosure – Allow a minimum of 10 feet for a front load container, and a minimum of 16 feet for a rear load container.

Enclosure depth can be smaller for smaller containers! Consult your sales representative to determine what type of container and enclosure will best meet your company's needs.

Truck Access – Please leave 40 feet of unobstructed clearance in front of the enclosure to allow our truck direct access to your container!

Spacing – Leave room for employees to walk on each side of your dumpster. A side opening is also recommended so employees do not have to open the large entry door.

Building Material – Chain link is recommended for enclosures, because the hinges are adjustable as the ground settles. Consult your municipality for fencing and height requirements. There should be a 6-inch thick concrete pad inside the enclosure, and at least 8 feet in front of the enclosure opening. This helps to reduce damage to both the pavement and the trucks.

Please contact your sales representative with any additional questions. We're happy to help you design your company's new home for our dumpster!